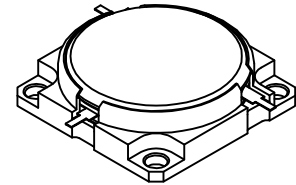
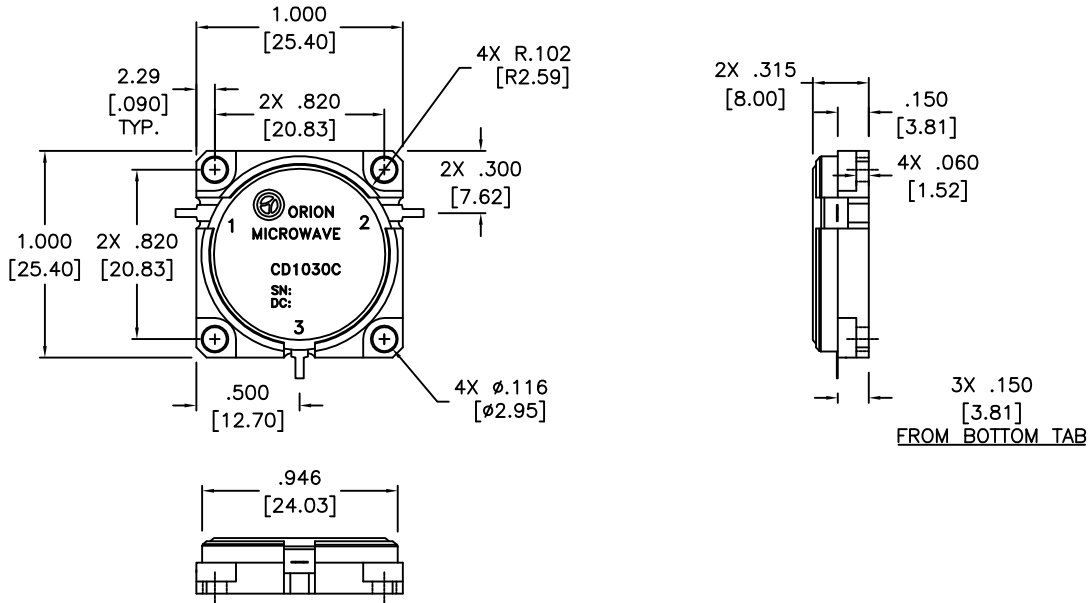


ORION MICROWAVE
PROPRIETARY INFORMATION

THIS DOCUMENT IS THE SOLE PROPERTY OF ORION MICROWAVE THE RELEASE OF DATA CONTAINED IN THIS DOCUMENT AND THE REPRODUCTION OF THIS DOCUMENT, IN WHOLE OR IN PART, WITHOUT THE WRITTEN PERMISSION OF ORION MICROWAVE ARE PROHIBITED.

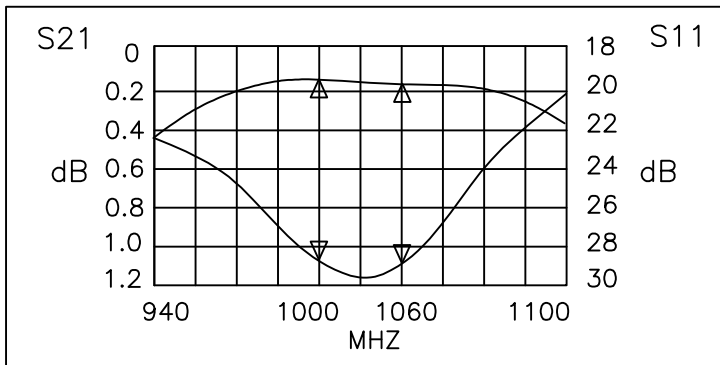
REVISIONS

REV.	DESCRIPTION	DATE	APPROVED
A	INITIAL RELEASE	05/22/07	L.T.



ELECTRIAL SPECIFICATIONS:

FREQUENCY RANGE:	1000 TO 1060 MHZ
INSERTION LOSS:	0.20 dB (TYP); 0.30 dB MAX.
ISOLATION:	22 dB MIN.
RETURN LOSS (VSWR):	20 dB (1.20:1)
OPERATING TEMPERATURE:	-20° TO +85°C
POWER RATING PEAK:	1000 WATTS
FORWARD AVE:	200 WATTS
REVERSE AVE:	200 WATTS
INTERFACE:	TAB ON 3 PORTS (.100 L X .040 W X .010 THK)

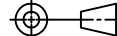


THIS DRAWING HAS BEEN GENERATED BY A CAD SYSTEM. CHANGES SHALL ONLY BE INCORPORATED AS DIRECTED BY THE DESIGN ACTIVITY. DO NOT REVISE MANUALLY.

UNLESS OTHERWISE SPECIFIED

- * INTERPRET DRAWING IAW ASME Y14.100-2000
- * DIMENSIONING & TOLERANCING IAW ASME Y14.5-1994
- * PARENTHEICAL INFORMATION FOR REFERENCE ONLY
- * DIMENSIONAL LIMITS APPLY BEFORE PROCESSES
- * DIMENSIONS ARE IN INCHES [MILLIMETERS]:
- * TOLERANCES ARE: ANGLES ±1.0°
- 2 PLACE DECIMAL ±.01 [±.25]
- 3 PLACE DECIMAL ±.005 [±.13]
- * SURFACE FINISH $\sqrt{63}$
- * REMOVE ALL BURRS AND SHARP EDGES .010 [0.25] RAD MAX.
- * CONCENTRICITY MACHINED DIA: .002 [0.05] FIM
- * MACHINED TOOL MISMATCH .002 [0.05] MAX.

THIRD ANGLE PROJECTION



APPROVALS	DATE
DESIGNER <i>A. McTran</i>	05/11/07
ENGINEER <i>A. McTran</i>	05/13/07
MFG. ENGR.	
Q.A. <i>L. TRAN</i>	05/14/07
PROG. MGMT/MKT <i>KT.N</i>	05/15/07



OUTLINE, CD1030C
DROP IN CIRCULATOR

SIZE	CAGE NO.	DWG NO.	REV.
A	51RH9	150-0068-001	A

SCALE: 1/1 SHEET 1 OF 1

DO NOT SCALE DRAWING