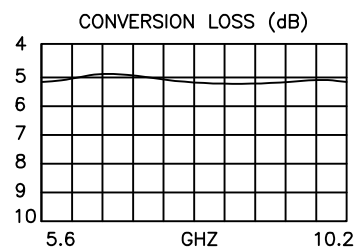
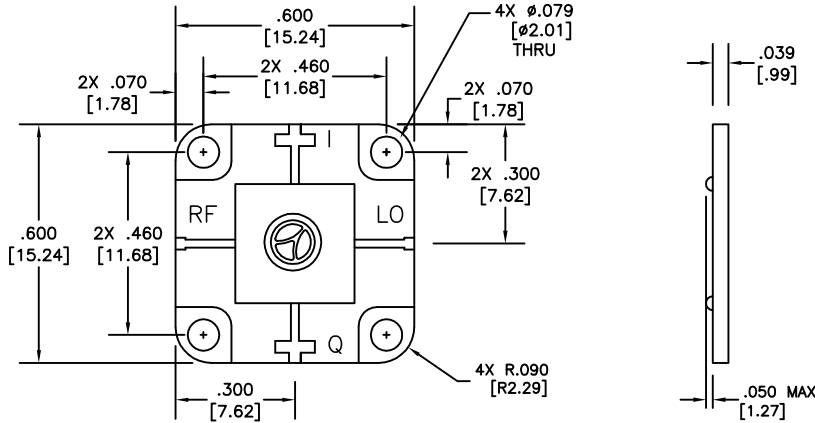


ORION MICROWAVE PROPRIETARY INFORMATION

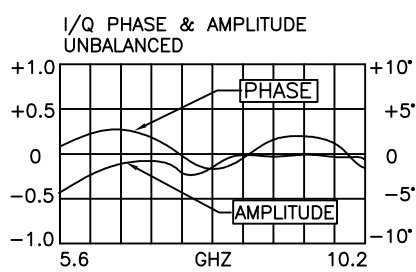
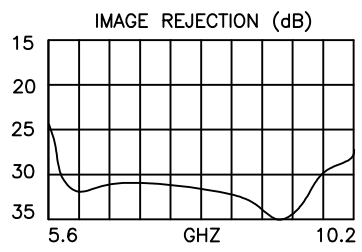
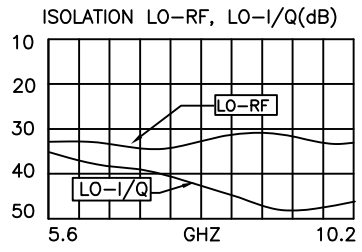
THIS DOCUMENT IS THE SOLE PROPERTY OF ORION MICROWAVE THE RELEASE OF DATA CONTAINED IN THIS DOCUMENT AND THE REPRODUCTION OF THIS DOCUMENT, IN WHOLE OR IN PART, WITHOUT THE WRITTEN PERMISSION OF ORION MICROWAVE ARE PROHIBITED.

REVISIONS			
REV.	DESCRIPTION	DATE	APPROVED
A	INITIAL RELEASE	12/20/06	L.T.

THIS DRAWING HAS BEEN GENERATED BY A CAD SYSTEM. CHANGES SHALL ONLY BE INCORPORATED AS DIRECTED BY THE DESIGN ACTIVITY. DO NOT REVISE MANUALLY.



PARAMETER	CONDITIONS			SPECIFICATIONS (1)		
	RF (GHZ)	LO (GHZ)	IF (MHZ)	MIN.	TYPICAL	MAX.
SSB CONVERSION LOSS	5.6-10.2	5.6-10.2	DC-300		5.5 dB	6.8 dB
IMAGE REJECTION (2)	6.0-8.8	6.0-8.8	DC-300	22 dB	29 dB	
	5.6-10.2	5.6-10.2	DC-300	18 dB	26 dB	
AMPLITUDE MATCH	5.6-10.2	5.6-10.2	DC-300		0.2 dB	
PHASE MATCH	5.6-10.2	5.6-10.2	DC-300		3°	
ISOLATION:	LO-RF	5.6-10.2		25 dB	31 dB	
	LO-I/Q	5.6-10.2		24 dB	38 dB	
	RF-I/Q	5.6-10.2			26 dB	
	I/Q-RF		DC-300		38 dB	
INPUT 1 DB COMPRESSION POINT	5.6-10.2	5.6-10.2	DC-300		+5 dBm +8 dBm +12 dBm	IQM0510C-B IQM0510C-C IQM0510C-D
INPUT THIRD ORDER INTERCEPT POINT	5.6-10.2	5.6-10.2	DC-300		+14 dBm +17 dBm +21 dBm	IQM0510C-B IQM0510C-C IQM0510C-D
LO POWER (3)	5.6-10.2	5.6-10.2	DC-300		+10 dBm +13 dBm +17 dBm	IQM0510C-B IQM0510C-C IQM0510C-D



- NOTES:
- TESTED AS A DOWN CONVERTER AT + 25°C
 - MEASURED WITH EXTERNAL QUADRATURE HYBRID.
 - USEABLE LO POWER: -2/+3dB FROM NOMINAL.
 - SPECIFICATIONS SUBJECT TO CHANGE WITHOUT NOTICE.


UNLESS OTHERWISE SPECIFIED

- * INTERPRET DRAWING IAW ASME Y14.100-2000
- * DIMENSIONING & TOLERANCING IAW ASME Y14.5-1994
- * PARENTHEICAL INFORMATION FOR REFERENCE ONLY
- * DIMENSIONAL LIMITS APPLY BEFORE PROCESSES
- * DIMENSIONS ARE IN INCHES [MILLIMETERS]:
- * TOLERANCES ARE: ANGLES ±1.0°
2 PLACE DECIMAL ±.01 [±.25]
3 PLACE DECIMAL ±.005 [±.13]
- * SURFACE FINISH 63
- * REMOVE ALL BURRS AND SHARP EDGES .010 [0.25] RAD MAX.
- * CONCENTRICITY MACHINED DIA: .002 [0.05] FIM
- * MACHINED TOOL MISMATCH .002 [0.05] MAX.

DO NOT SCALE DRAWING

THIRD ANGLE PROJECTION

APPROVALS	DATE
DESIGNER <i>A. McTran</i>	12/15/06
ENGINEER <i>A. McTran</i>	12/15/06
MFG. ENGR.	
Q.A. <i>L. TRAN</i>	12/17/06
PROG. MGMT/MKT <i>KT.N</i>	12/18/06



Orion Microwave
INNOVATION & EXCELLENCE IN MICROWAVE

SPECS, IQM5010C-X
I/Q MODULATOR

SIZE	CAGE NO.	DWG NO.	REV.
A	51RH9	150-0062-001	A

SCALE: 1/1 SHEET 1 OF 1